



**CAMBRIDGE**  
UNIVERSITY PRESS



**CAMBRIDGE ENGLISH**  
Language Assessment  
Part of the University of Cambridge

# Cambridge English



IELTS is jointly managed by the British Council,  
IDP: IELTS Australia and Cambridge English Language Assessment

The **Official** Cambridge Guide to

# IELTS


FOR ACADEMIC & GENERAL TRAINING



with DVD-ROM

**STUDENT'S BOOK  
WITH ANSWERS**





# The Official Cambridge Guide to IELTS

*The definitive guide to IELTS*

Student's Book with answers with DVD-ROM 978-1-107-62069-8

## Who is it for?

### Test takers

- Self-study guide
- Revision companion

### Teachers

- All-in-one reference
- Class revision guide

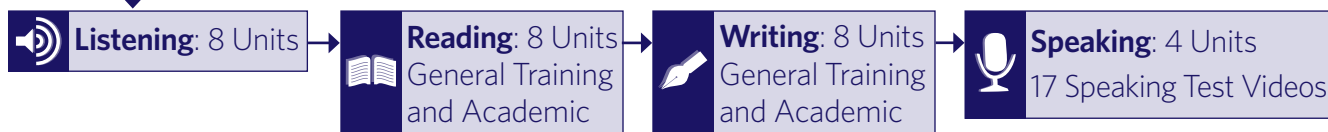
## What is it?

- Comprehensive *IELTS* exam guide
- Easy access from Band 4.0
- Divided by skills
- Develops language level and exam techniques
- General Training and Academic Modules



## What's inside?

### IELTS Introduction and Summary



**8 Practice Tests:** First Test Fully Guided

Use the book section by section, or choose the parts you need, when you need them

## Why buy it?

- 400-page total solution for *IELTS*
- Exercises to develop skills
- More than 100 'must have' Exam and Study Tips
- Strategies to improve test performance
- Videos of the Speaking test (DVD-ROM)
- 8 full Academic practice tests with 2 additional General Training sections

## What is *IELTS*?

### IELTS: International English Language Testing System

- Accepted by 8000 organisations worldwide
- For higher education and global migration
- 2 million tests taken per year
- Two versions: General Training and Academic
- Tests the four skills (reading, writing, speaking and listening)
- Reflects real life use of English
- Unique 9-Band scale accurately pinpoints English level

*IELTS* is jointly managed by the British Council, IDP: IELTS Australia and Cambridge English Language Assessment

[www.ielts.org](http://www.ielts.org)



The Cambridge English Corpus is a multi-billion word collection of written and spoken English. It includes the Cambridge Learner Corpus, a unique bank of exam candidate papers.

Our authors study the Corpus to identify typical mistakes made by exam candidates. This means that Cambridge materials help students to avoid common errors and improve their performance. [www.cambridge.org/corpus](http://www.cambridge.org/corpus)

# Contents

<b>Introduction</b>	p5	<b>IELTS Reading skills</b>	p42
<b>IELTS Summary</b>	p7	<b>1 Reading strategies</b>	p44
<b>IELTS Listening skills</b>	p13	1 Using the features of a Reading passage	p44
<b>1 Getting ready to listen</b>	p15	2 Skimming a passage and speed reading	p46
1 Understanding the context	p15	3 Global understanding	p47
2 Using the correct spelling	p16	<b>2 Descriptive passages</b>	p48
3 Writing numbers	p17	1 Scanning for detail	p48
<b>2 Following a conversation</b>	p18	2 Using words from the passage	p49
1 Identifying the speakers	p18	3 Notes/flow-chart/diagram completion	p50
2 Identifying function	p19	<b>3 Understanding the main ideas</b>	p55
3 Understanding categories	p21	1 Identifying the main idea	p55
<b>3 Recognising paraphrase</b>	p22	2 Understanding the main points	p57
1 Identifying distractors	p22	3 Identifying information in a passage	p58
2 Recognising paraphrase	p23	<b>4 Locating and matching information</b>	p59
3 Selecting from a list	p24	1 Identifying types of information	p59
<b>4 Places and directions</b>	p25	2 Locating and matching information	p60
1 Describing a place	p25	3 How ideas are connected	p63
2 Following directions	p27	<b>5 Discursive passages</b>	p64
3 Labelling a map	p28	1 Discursive passages	p64
<b>5 Listening for actions and processes</b>	p29	2 Identifying theories and opinions	p66
1 Understanding mechanical parts	p29	3 Matching features	p67
2 Describing an action or process	p31	<b>6 Multiple-choice questions</b>	p70
3 Describing a process	p32	1 Understanding longer pieces of text	p70
<b>6 Attitude and opinion</b>	p33	2 Different types of multiple choice	p71
1 Identifying attitudes and opinions	p33	3 Identifying a writer's purpose	p72
2 Persuading and suggesting	p34	<b>7 Opinions and attitudes</b>	p73
3 Reaching a decision	p35	1 Argumentative texts	p73
<b>7 Following a lecture or talk</b>	p36	2 Identifying the writer's views/claims	p75
1 Identifying main ideas	p36	3 Identifying grammatical features	p76
2 Understanding how ideas are connected	p38	<b>8 General Training Reading</b>	p78
3 Understanding an explanation	p38	1 The General Training Reading paper	p78
<b>8 Contrasting ideas</b>	p39	2 Dealing with multiple texts	p83
1 Signposting words	p39	3 Understanding work-related texts	p84
2 Comparing and contrasting ideas	p40		
3 Using notes to follow a talk	p41		

<b>IELTS Writing</b>	p91	<b>IELTS Speaking</b>	p134
<b>1 Academic Writing Task 1 – Describing a chart, table or graph</b>	p93	<b>1 The Speaking Test – Part 1</b>	p136
1 Understanding graphs, tables and charts	p93	1 Getting ready to speak	p136
2 More complex charts	p96	2 Part 1 – talking about familiar topics	p137
3 Improving your Task Achievement score	p97	3 Using the right tense – Grammatical Range and Accuracy	p138
<b>2 Academic Writing Task 1 – Comparing and contrasting graphs and tables</b>	p100	<b>2 Part 2 – Giving a talk</b>	p140
1 Avoiding repetition	p100	1 Understanding the task	p140
2 Comparing and contrasting data	p102	2 Improving Fluency and Coherence	p142
3 Grammatical Accuracy – describing numbers and figures accurately	p104	3 Organising your notes and your talk	p143
<b>3 Academic Writing Task 1 – Describing diagrams</b>	p106	<b>3 Part 3 – Talking about abstract topics</b>	p145
1 Understanding a diagram	p106	1 Talking about abstract topics	p145
2 Describing a process – coherence and cohesion	p107	2 Agreeing and disagreeing	p147
3 Lexical Resource – being accurate	p108	3 Improving your Lexical Resource score	p148
<b>4 Academic Writing Task 1 – Describing maps</b>	p110	<b>4 Checking, correcting and assessing</b>	p149
1 Describing a map	p110	1 Dealing with problems	p149
2 Describing changes in a place	p111	2 Pronunciation, intonation and ‘chunking’	p150
3 Grammatical Accuracy	p112	3 Assessing yourself and improving your score	p153
<b>5 General Training Writing Task 1 – A letter</b>	p113	<b>Practice Tests</b>	
1 Understanding the task	p113	Practice Test 1	p154
2 Improving your score	p115	Practice Test 2	p173
3 Checking and correcting	p117	Practice Test 3	p190
<b>6 Writing Task 2 – Getting ready to write</b>	p119	Practice Test 4	p207
1 Understanding the task	p119	Practice Test 5	p226
2 Planning and organising your ideas	p120	Practice Test 6	p246
3 Getting started – writing an introduction	p122	Practice Test 7	p266
<b>7 Writing Task 2 – Expressing your ideas clearly</b>	p124	General Training Test	p286
1 Linking ideas – cohesion	p124	Practice Test 8	p300
2 Lexical Resource – avoiding repetition	p125	General Training Test	p319
3 Expressing a personal view	p127	<b>Recording Scripts</b>	p333
<b>8 Writing Task 2 – Checking and correcting</b>	p129	<b>Answer Key</b>	p366
1 Developing your ideas clearly	p129	<b>Sample Answer Sheets</b>	p397
2 Grammatical Accuracy	p130		
3 Assessing your language	p132		

# Introduction

## Who is this book aimed at?

This book is designed for candidates of any level hoping to take the IELTS test. It is suitable for students working alone or in a classroom situation. The materials can be used for self-study, or can be integrated into an IELTS preparation course. The book is also a valuable resource for teachers who are preparing IELTS candidates.

## How can students of different levels use this book?

The IELTS test has two modules: the Academic Module and the General Training Module (see the following pages for an explanation of the two). Each Academic Module candidate will take the same test, no matter what his or her English level is. Similarly, each General Training candidate will take the same General Training test. So, the information in this book is useful and important to students of every level.

Lower-level language students generally need more guided practice and there are exercises in this book to provide this. However, they also need experience and practice in expressing themselves more freely, as this is what IELTS requires them to do. Similarly, more advanced students need frequent opportunities for self-expression, but they also need to become more self-critical and aware of their own common mistakes. Corpus research has shown that even high-level candidates make careless slips, so all levels can benefit from both controlled and free practice.

## What are the aims of this book?

This book aims to provide an official, comprehensive guide to IELTS as well as a range of authentic practice tests.

The skills section of the book provides

- a detailed explanation of each paper and each section of IELTS;
- examples of the different types of question candidates can expect to find in each section;
- an analysis of the language skills and strategies needed for each type of question;
- study tips and test tips that can help you to achieve your best score.

This book also contains eight complete Practice Tests, to give you thorough preparation.

## ● Introduction

### How is the book organised?

At the beginning of the book, there is a summary of each IELTS paper. Then, there are four sections dealing with the four skills covered in IELTS: Listening, Reading, Writing and Speaking. These are divided into units, which focus on key areas aiming to build your abilities and confidence, and provide authentic test practice. The second half of the book contains eight complete Practice Tests, each with a comprehensive answer key. The first practice test contains hints and reminders to guide you. At the end of the book, you will find the Answer Key and complete Recording Scripts.

### How do I use this book?


For the skills sections, it is best to work through each unit in order. This is because the tasks and information are graded, developing your skills as the units progress. However, the different skills can be covered in any order. For example, you may decide to concentrate on only one skill at a time, or you may want to work on all four skills to provide a more balanced course. You should study all of the skills units before taking the Practice Tests.

When taking the Practice Tests, try to use the tips and strategies recommended in the skills units. You should also try to take the tests under exam conditions and stick closely to the time limits in the test.

### How is this book different from other books?

This book is the only official guide to IELTS. The skills units and Practice Tests have been written by IELTS exam writers, so you can be sure they contain authentic, accurate and up-to-date information and advice. For the first time, we have also included a DVD showing IELTS Speaking tests, along with a commentary to explain the candidates' scores. Our writers have used the Cambridge Learner Corpus to help choose the most appropriate language and skill areas to focus on.

### What is the Cambridge Learner Corpus?

 The Cambridge Learner Corpus is the world's largest learner corpus. It is made up of thousands of exam scripts written by students from all over the world who have taken Cambridge ESOL exams. The corpus allows us to see the types of error candidates commonly make in the IELTS exam at each different level.

### What is 'paraphrase' and why is it important?

Paraphrase is the use of different words to express the same idea. In order to test whether you have understood the Reading and Listening texts, the questions in IELTS will paraphrase the words used in the texts. In the Writing and Speaking sections of the test, being able to use paraphrase, instead of simply repeating and copying the words in the question, will show that you have a wide vocabulary and help you to achieve a higher score. So, using and understanding paraphrase is important in every part of the test.



# IELTS Summary

## IELTS Academic Module

The IELTS Academic Module can be used for undergraduate or postgraduate study or for professional reasons.

### Academic Reading

**Time: one hour**

**N.B. This includes the time needed to transfer your answers to an answer sheet. There is no extra time for this.**

The Reading paper consists of three different texts and a total of 40 questions.

The texts are authentic and academic in nature, but written for a non-specialist audience. They are similar to the types of texts you may be expected to read as part of an undergraduate course. The style may be descriptive or argumentative and at least one text contains detailed logical argument. Texts may contain illustrations. If a text contains technical terms, a simple glossary is provided. The three texts are graded from easiest to most difficult. Each text will have 12–14 items.

### Overview of task types

Task type	What do I have to do?
1 multiple choice	<ul style="list-style-type: none"> <li>Choose one answer from alternatives A–D.</li> <li>Choose two answers from alternatives A–E.</li> <li>Choose three answers from alternatives A–G.</li> </ul>
2 identifying information (T/F/NG)	Say whether a statement is True, False or Not Given.
3 identifying the writer's views/claims (Y/N/NG)	Say whether a statement agrees with claims or views (Yes), disagrees with the views/claims (No) or whether there is no information on this (Not Given).
4 matching information	Match information to a paragraph in the text.
5 matching headings	Match a heading from a list of possible answers to the correct paragraph or section of the text.
6 matching features	Match a list of statements to a list of possible answers in a box (e.g. specific people or theories or dates).
7 matching sentence endings	Complete a sentence by choosing a suitable ending from a box of possible answers.
8 sentence completion	Complete a sentence with a suitable word or words from the text within the word limit given.
9 notes/summary/table/flow-chart completion	Complete notes/a summary/a table/flow-chart with a suitable word (or words) from a text.

● *IELTS Summary*

<b>10</b> labelling a diagram	Label a diagram with a suitable word (or words) from the text or from a box of possible answers.
<b>11</b> short-answer questions	Answer questions using words from the text.

**Assessment:** each question is worth one mark.

## Academic Writing

**Time: one hour**

This test consists of two separate writing tasks. You must answer both tasks.

Task	Timing	Length	What do I need to do?
<b>Writing Task 1</b>	20 minutes	150 words	You need to accurately describe and summarise visual information. The information may be presented in a diagram, map, graph or table.
<b>Writing Task 2</b>	40 minutes	250 words	You need to write a discursive essay. You will be given an opinion, problem or issue that you need to respond to. You may be asked to provide a solution, evaluate a problem, compare and contrast different ideas, or challenge an idea.

You will be assessed on the following criteria:

- Task Achievement
- Coherence and Cohesion
- Lexical Resource
- Grammatical Range and Accuracy

Writing Task 2 is worth twice as much as Writing Task 1.

## Listening

**Time: approximately 30 minutes (plus an additional 10 minutes to transfer your answers)**

Academic and General Training candidates take the same Listening test. This consists of four separate sections and a total of 40 questions. Sections 1 and 2 are set in a social context and Sections 3 and 4 are set in an academic context. In the IELTS Listening, you will hear the text **ONCE ONLY**. Each section is gradually more difficult and the test is divided up as follows.

Section	What kind of text will I hear?
1	A conversation between two people about a general topic with a transactional purpose (e.g. finding out information about travel).
2	A monologue or prompted monologue on a general topic with a transactional purpose (e.g. giving information about events in the community).
3	A conversation between two or three people in an academic context (e.g. a student and a tutor discussing an academic problem).
4	A monologue in an academic context (e.g. a lecture).

There are ten questions for each section in the listening test. Below are the task types that you may find in any section. You may have between one and three different tasks per section.

Task type	What do I have to do?
notes/summary/table/flow-chart completion	Complete notes/a summary/table/flow-chart with a suitable word or words within the word limit given.
multiple choice	Choose one answer from alternatives A–C. Choose two answers from alternatives A–E.
short-answer questions	Answer questions in the word limit given.
sentence completion	Complete a sentence with a suitable word or words within the word limit given.
labelling a diagram, plan or map	Label a diagram/plan or map with a suitable word (or words) or by choosing from a box of possible answers.
classification	Classify the information given in the question according to three different criteria (A, B or C). These may be dates, names, types, etc.
matching	Match a list of statements to a list of possible answers in a box (e.g. people, theories or dates).

**Assessment:** each question is worth one mark.

● IELTS Summary

## Speaking

**Time: 11–14 minutes**

This test consists of an interview with a trained examiner. The interview is recorded and has three separate parts.

Part	Timing	What will I need to talk about?
1	4–5 minutes	Questions on familiar topics (e.g. hobbies, likes and dislikes, etc.).
2	3–4 minutes	You will be given a booklet with a topic (e.g. describe a good friend) and some suggestions. You need to talk about the topic for 1–2 minutes. You have about one minute to write notes before you begin.
3	4–5 minutes	The examiner will ask you more detailed and more abstract questions about the topic in Part 2 (e.g. How important is friendship?).

You will be assessed on the following criteria:

- Fluency and Coherence
- Lexical Resource
- Grammatical Range and Accuracy
- Pronunciation

## General Training Module

The General Training Module is commonly used for vocational training programmes (not at degree level) or for immigration purposes.

Candidates for the General Training Module take the same Listening and Speaking test as the Academic Module. Only the Reading and Writing papers are different.

### General Training Reading

**Time: one hour**

N.B. This includes the time needed to transfer your answers to a separate answer sheet. There is no extra time given for this.

This test consists of three different sections and a total of 40 questions.

The texts are about more general topics or related to work. The General Training Reading paper has three sections, each of increasing difficulty. The sections are organised as follows.

Section	Reading texts
1	two or three short texts or several shorter ones (e.g. advertisements)
2	two texts related to the workplace (e.g. information for staff)
3	one long discursive text

The General Training Reading paper has a total of 40 questions. Section 1 has 14 items. Sections 2 and 3 each have 13.

Task type	What do I have to do?
1 multiple choice	<ul style="list-style-type: none"> <li>Choose one answer from alternatives A–D.</li> <li>Choose two answers from alternatives A–E.</li> <li>Choose three answers from alternatives A–G.</li> </ul>
2 identifying information (T/F/NG)	Say whether a statement is True/False or Not Given in the text.
3 identifying the writer's views/claims (Y/N/NG)	Say whether a statement agrees with claims or views in a text (Yes), disagrees with the views/claims in the text (No) or whether there is no information on this in the text (Not Given).
4 matching information	Match the information in the question to the correct paragraph in the text.
5 matching headings	Match a heading from a list of possible answers to the correct paragraph or section of the text.
6 matching features	Match a list of statements to a list of possible answers in a box (e.g. specific people or theories or dates).
7 matching sentence endings	Complete a sentence by choosing a suitable ending from a box of possible answers.
8 sentence completion	Complete a sentence with a suitable word or words from the text within the word limit given.
9 notes/summary/table/flow-chart completion	Complete notes/a summary/table/flow-chart with a suitable word (or words) from the text within the word limit given.
10 labelling a diagram	Label a diagram with a suitable word (or words) from the text or by choosing from a box of possible answers.
11 short-answer questions	Answer questions using words from the text in the word limit given.
12 multiple matching	Match the information in the question to the correct short text or advertisement.

**Assessment:** each question is worth one mark.

● *IELTS Summary*

## General Training Writing

**Time: one hour**

This test consists of two separate writing tasks. You must answer both tasks.

Task	Timing	Length	What do I need to do?
<b>Writing Task 1</b>	20 minutes	150 words	Write a letter in response to a given situation.
<b>Writing Task 2</b>	40 minutes	250 words	You need to write a discursive essay. You will be given an opinion, problem or issue that you need to discuss. You may be asked to provide a solution, evaluate a problem, compare and contrast different ideas or opinions, or challenge an argument or idea.

You will be assessed on the following criteria:

- Task Response
- Coherence and Cohesion
- Lexical Resource
- Grammatical Range and Accuracy

N.B. Writing Task 2 is worth twice as many marks as Writing Task 1.



**- Lituz.com**

**Elektron kitoblar**

**To'liq qismini Shu tugmani  
bosish orqali sotib oling!**